

Verge Safety Barriers™ HD Series

Verge Safety Barrier™ is a heavy duty modular barrier system designed to safely segregate between vehicle traffic and pedestrian walkways. The kits come flat packed ready to assemble.

Why Choose Verge™

- WHS acceptance – makes your workplace safe and orderly
- Superior strength and finish
- Fully modular, flat pack kits – all fixings included
- Suitable for internal and external use
- Available in various sizes to suit your specific needs
- Great range of accessories
- Easy to assemble and install – no cutting, no welding, no mess



Applications:

- Factories
- Warehouses
- Carparks
- Airport environments
- Mines

Features:

- OH&S acceptance
- Superior strength and finish
- Fully modular
- Optional lengths to suit
- all requirements
- Ease of installation
- 5 year warranty

Also available with new

Verge HD Impact Arrest System™



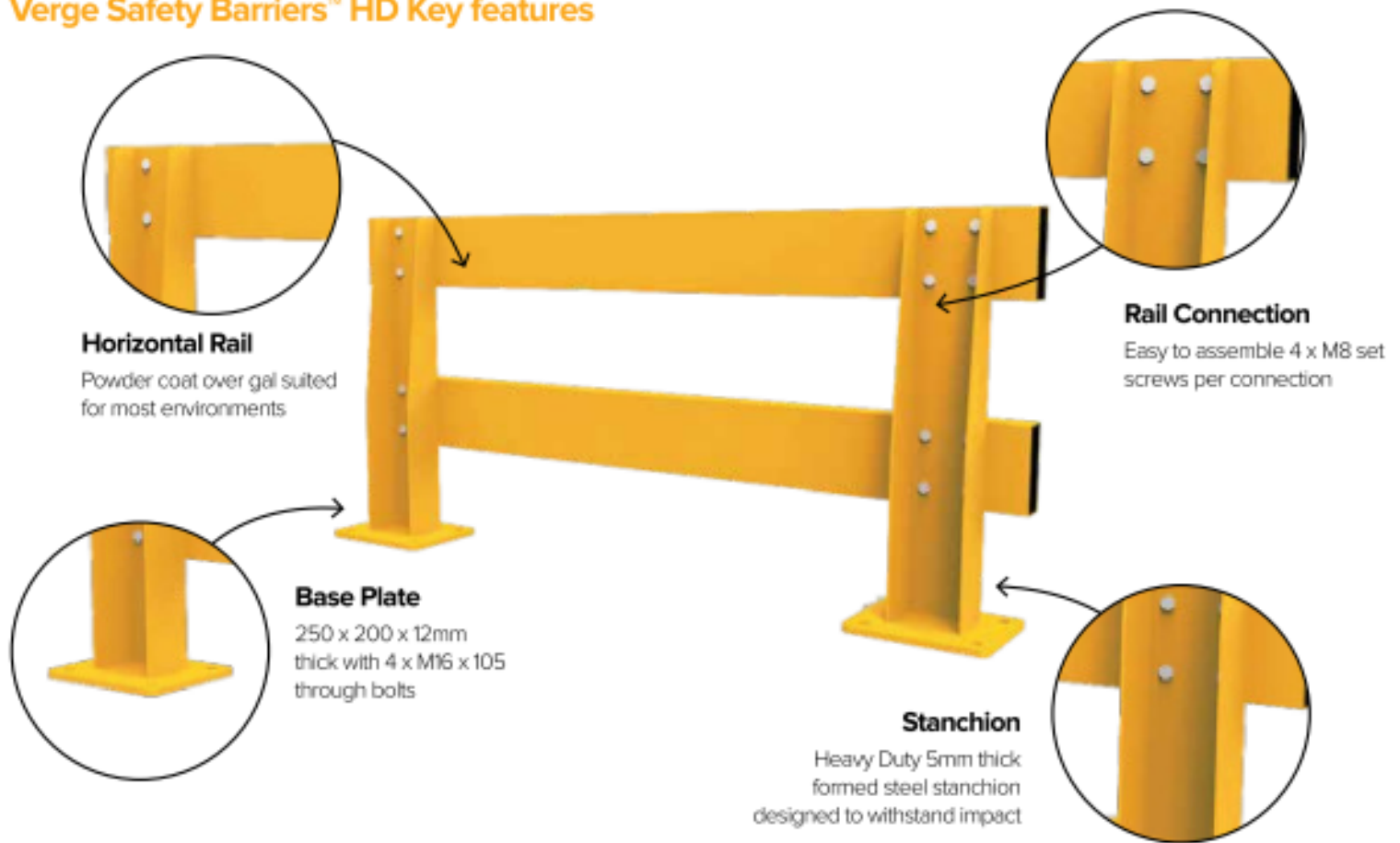
The **Verge HD Impact Arrest System™** consists of highly durable polyurethane shock Absorbing Pads fitted at the bases of the HD barrier system, allowing it to absorb impact. The flexible shock absorbing pads can be easily fitted under the base plates during installation.

The benefit of the **Verge HD Impact Arrest System™** reduces the risk damage to the concrete floor and the barrier in the event of an impact incident preventing costly repairs .

Features:

- ✓ 25mm thick, 250mm wide, 200mm deep
- ✓ Allows the barrier system to flex up to 7°
- ✓ Reduces damage to railings and vehicle during impact
- ✓ Quick and easily installed
- ✓ Supplied complete with m16 x 125mm through bolts

Verge Safety Barriers™ HD Key features



V-Stop Floor Angle™

Verge V-Stop™ is heavy-duty floor angle 100 x 100 x 6 designed to protect against obstacles such as pallets and forklift tines from protruding into designated walkways, or damaging walls and equipment. Verge V-Stop™ is also an added protection to barrier itself ensuring a safe distance is maintained preventing damage.

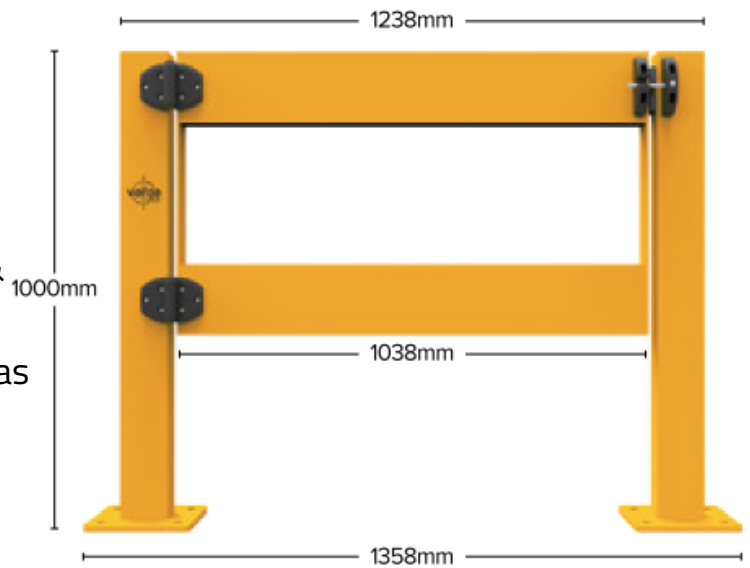
Why use the V-Stop?

- To prevent trip hazards from the protrusion of objects into designated walkways
- To protect walls against damage from pallets and fork tines etc.
- Providing a stop edge to stack pallets / product against



Verge Self-Closing V-Gate™

The Verge Self-Closing V-Gate™ is a modular self-closing gate commonly used where walkways meet vehicle passageways. Using gates makes personnel 'STOP, LOOK, LISTEN & THINK' before proceeding into potentially unsafe areas. These gates can be placed in areas of general access or positioned for access to plant and equipment for maintenance or replacement purposes.

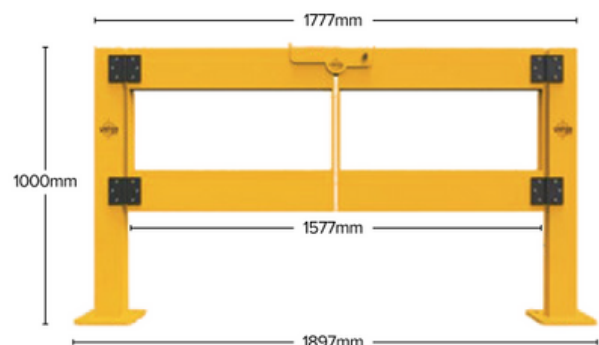
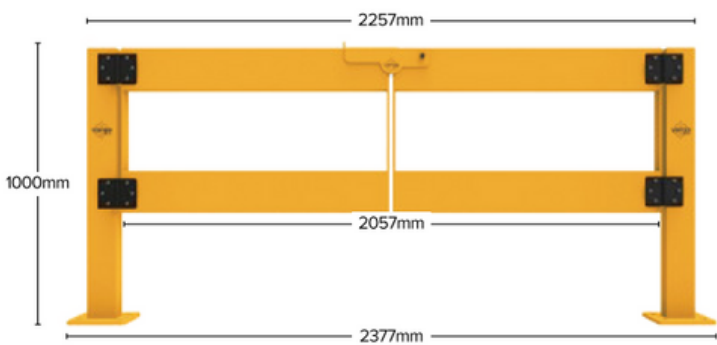


Applications:

- Factories
- Warehouses
- Carparks
- Airport environments
- Mines

Features:

- WHS acceptance
- Superior strength and finish
- Fully modular
- Optional lengths to suit all requirements



Verge V-Gate™ Double

Verge V-Gate™ Double works very well where access through the barrier to plant and equipment is required for maintenance or replacement. When open, you get a clear opening of approx. 2000mm, allowing the entrance of bulky product or equipment.

You would configure these gates in a way that when open they block off the pedestrian walkway to maintain total separation between pedestrians and forklift.

Additional latch posts are available for latching in the open position.

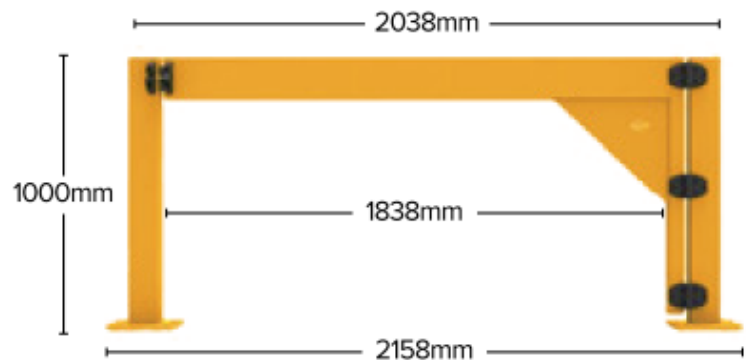
Verge V-Boom™ Gate

Verge V-Boom Gates™ are the perfect solution where forklift access across a walkway is required. When the gate is opened to allow forklift access, the gate swings across the walkway, temporarily blocking pedestrian access.

When closed, the walkway is protected and can be used as normal. Ideal where walkways cross roller doors or forklift thoroughfares. To reduce risk of workplace injuries, forklift/pedestrian interaction should be kept to a minimum. The V-boom gate helps you to achieve this. The less shared intersections you have, means less risk of accidents!

Applications:

- Factory exit/entry points
- Warehouses
- Mines
- Forklift/pedestrian shared intersections
- Service access points



Features:

- WHS acceptance
- Superior strength and finish
- Fully modular
- Optional lengths to suit all requirements

Other Verge Barrier products include:

- Verge Rollover Gate
- Verge Autogate
- Verge Handrail Systems